

Power Relay Series 功率继电器系列--JQC-12FT

FEATURES特点

- Up to 16A contact switching capability  
高达16A触点切换能力
- Plastic sealed and flux proofed types available  
塑封型与防焊剂型可供选择
- Low height, flat construction  
低高度、扁平式结构
- Outline dimensions (23.0X16.0X10.5) mm.  
外形尺寸 (23.0X16.0X10.5) mm。



CONTACT PARAMETERS触点参数

Model Series型号系列	JQC-12FT
Rating Load (Resistive) 额定负载 (阻性)	16A 250VAC/30VDC
Max. Switching Current最大切换电流	16A
Max. Switching Voltage最大切换电压	250VAC/30VDC
Max. Switching Power最大切换功率	4,000VA/300W

CHARACTERISTICS性能参数

Contact Materials触点材料	Ag Alloy银合金	
Contact Resistance接触电阻	50mΩ Max.	
Operate Time吸合时间	15msec.Max.	
Release Time释放时间	5msec.Max.	
Insulation Resistance绝缘电阻	1,000MΩ Min.(DC500V)	1,000MΩ Min.(DC500V)
Initial Dielectric Strength介质耐压	Between open contacts: 触点与触点间:	AC1,000V,50/60Hz 1Min.
	Between contacts and coil: 触点与线圈间:	AC2,500V,50/60Hz 1Min.
Vibration Resistance抗振动	Damage limits: 耐久:	10~55Hz Double Amplitude双振幅1.5mm
	Malfunction: 误动作:	10~55Hz Double Amplitude双振幅1.5mm
Shock Resistance抗冲击	Damage limits: 耐久:	100G Min.
	Malfunction: 误动作:	10G Min.
Life寿命	Mechanical Life (10800 per hour) 机械寿命 (每小时10800次)	1×10 <sup>7</sup>
	Electrical Life (1800 per hour) 电气寿命 (每小时1800次)	1×10 <sup>5</sup>
Ambient Temperature环境温度	-40°C ~ +105°C (No condensation) (不冷凝)	
Unit Weight单位重量	约Approx.8.6g	

## COIL RATINGS (at 20°C) 线圈参数 (在 20°C)

Coil Nominal Voltage 额定电压 (VDC)	Nominal Current 额定电流 ±10%(mA)	Coil Resistance 线圈电阻 ±10% (Ω)	Max. Continuous Voltage 最大连续外加电压	Pick-Up Voltage 吸合电压 (Max)	Drop-Out Voltage 释放电压 (Min)	Rated power 额定功率
3	66.67	45	Coil Nominal Voltage 150% 额定电压的 150%	Coil Nominal Voltage 75% 额定电压的 75%	Coil Nominal Voltage 5% 额定电压的 5%	About 0.20 W 约 0.20W
5	40.00	125				
6	33.33	180				
9	22.22	405				
12	16.67	720				
18	11.11	1,620				
24	8.57	2,800				
48	4.17	11,510				

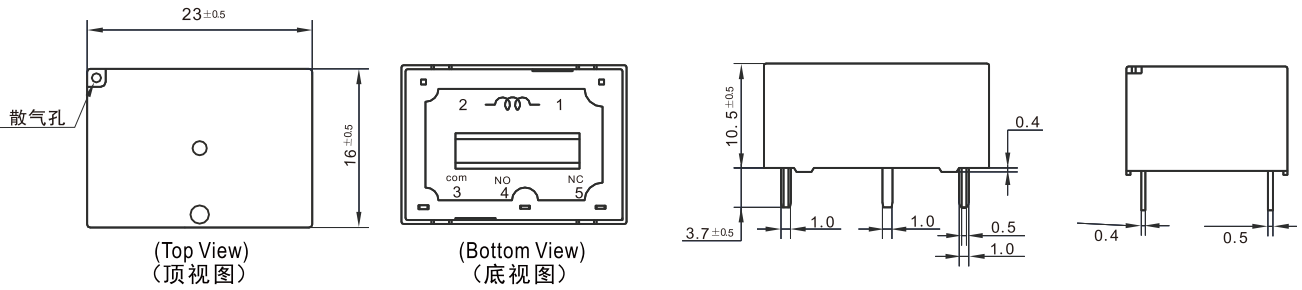
## ORDERING INFORMATION 订货标记

JQC-12FT-012-H-S-L-(XXX)	
1      2   3 4 5      6	
1. Model Number 基本型号: JQC-12FT	4. Enclosure: S-General Type, K-Sealed Type 封装形式: S-标准型, K-密封型
2. Coil Voltage 线圈规格 (VDC): 03,05,06,09,12,24,48	5. Coil Power: Nil-0.2W 线圈功率: 无-0.2W
3. Contact Form: H-1 Form A, Z-1 Form C 触点形式: H-1组常开, Z-1组转换	6. Features: XXX- Special Requirements, Nil-Standard Type 特性号: XXX-特殊要求, 无-标准型

## SAFETY STANDARD 安规认证

Approval 认证类别	CQC	TUV	UL/C_UL
Authentication Load 认证负载	16A 250VAC	16A 250VAC 10A 30VDC	16A 125VAC, Resistive 16A 250VAC, Resistive 16A 125VAC, General Use 16A 30VDC

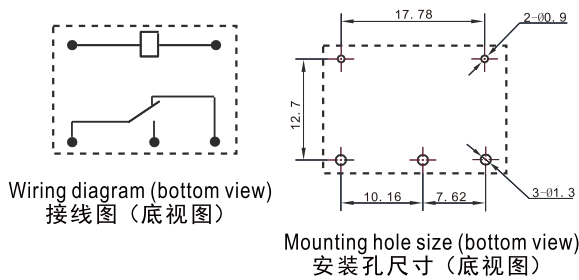
OUTLINE DIMENSIONS (UNIT:mm)外形尺寸 (单位: mm)



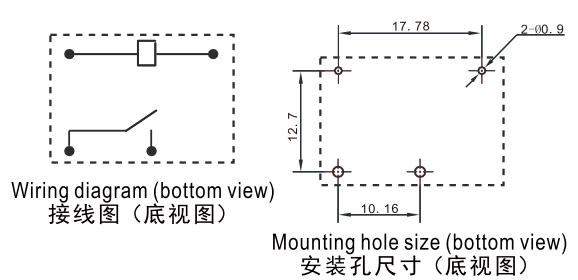
Undimensioned tolerance: <1mm: ±0.2mm 1~5mm: ±0.3mm >5mm: ±0.4mm

未标注尺寸公差: <1mm: ±0.2mm 1~5mm: ±0.3mm >5mm: ±0.4mm

Note: 1. The size of the lead foot is pre welding dimension. 注: 1、引出脚尺寸为预焊前尺寸  
2. installation hole size tolerance: +0.1mm 2、安装孔尺寸公差: ±0.1mm



1Z



1H

TYPICAL USE典型用途

- Home Appliances, Office Automation, Smart Home Products, Smart Plug Series
- 家用电器, 办公自动设备, 智能家居产品, 智能插座系列

PERFORMANCE CHART性能曲线图

