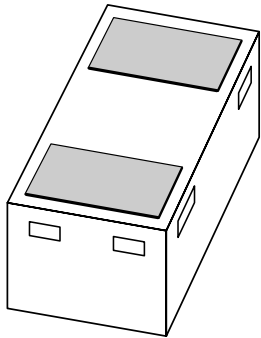


DATA SHEET



BZX884 series Voltage regulator diodes

Product data sheet
Supersedes data of 2003 May 15

2004 Mar 26

Voltage regulator diodes

BZX884 series

FEATURES

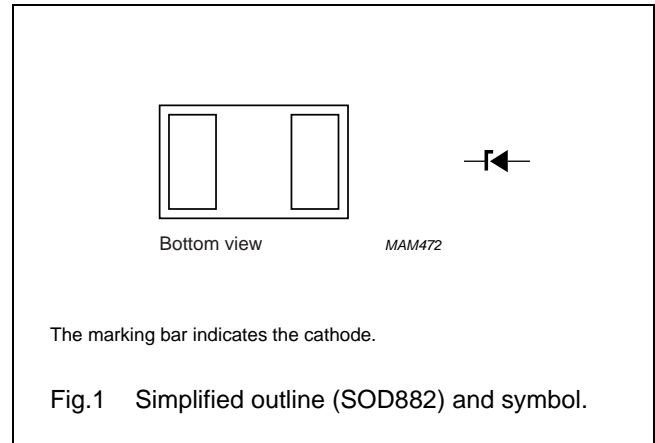
- Two tolerance series: $\pm 2\%$ and $\pm 5\%$
- Working voltage range: nominal 2.4 V to 75 V (E24 range)
- Leadless ultra small plastic package (1 mm \times 0.6 mm \times 0.5 mm)
- Boardspace 1.17 mm² (approximately 10% of SOT23)
- Power dissipation comparable to SOT23.

APPLICATIONS

- General regulation functions
- ESD ultra high-speed switching
- High frequency applications
- Mobile communication, digital (still) cameras, PDAs and PCMCIA cards.

DESCRIPTION

Low-power voltage regulator diodes encapsulated in SOD882 leadless ultra small plastic packages.



MARKING

| TYPE NUMBER | MARKING CODE | TYPE NUMBER | MARKING CODE | TYPE NUMBER | MARKING CODE | TYPE NUMBER | MARKING CODE |
|--|--------------|-------------|--------------|-------------|--------------|-------------|--------------|
| Marking codes for BZX884-B2V4 to BZX884-B75 | | | | | | | |
| BZX884-B2V4 | A1 | BZX884-B6V2 | AB | BZX884-B16 | C1 | BZX884-B43 | CB |
| BZX884-B2V7 | A2 | BZX884-B6V8 | AC | BZX884-B18 | C2 | BZX884-B47 | CC |
| BZX884-B3V0 | A3 | BZX884-B7V5 | AD | BZX884-B20 | C3 | BZX884-B51 | CD |
| BZX884-B3V3 | A4 | BZX884-B8V2 | AE | BZX884-B22 | C4 | BZX884-B56 | CE |
| BZX884-B3V6 | A5 | BZX884-B9V1 | AF | BZX884-B24 | C5 | BZX884-B62 | CF |
| BZX884-B3V9 | A6 | BZX884-B10 | AG | BZX884-B27 | C6 | BZX884-B68 | CG |
| BZX884-B4V3 | A7 | BZX884-B11 | AH | BZX884-B30 | C7 | BZX884-B75 | CH |
| BZX884-B4V7 | A8 | BZX884-B12 | AJ | BZX884-B33 | C8 | | |
| BZX884-B5V1 | A9 | BZX884-B13 | AK | BZX884-B36 | C9 | | |
| BZX884-B5V6 | AA | BZX884-B15 | AL | BZX884-B39 | CA | | |
| Marking codes for BZX884-C2V4 to BZX884-C75 | | | | | | | |
| BZX884-C2V4 | B1 | BZX884-C6V2 | BB | BZX884-C16 | D1 | BZX884-C43 | DB |
| BZX884-C2V7 | B2 | BZX884-C6V8 | BC | BZX884-C18 | D2 | BZX884-C47 | DC |
| BZX884-C3V0 | B3 | BZX884-C7V5 | BD | BZX884-C20 | D3 | BZX884-C51 | DD |
| BZX884-C3V3 | B4 | BZX884-C8V2 | BE | BZX884-C22 | D4 | BZX884-C56 | DE |
| BZX884-C3V6 | B5 | BZX884-C9V1 | BF | BZX884-C24 | D5 | BZX884-C62 | DF |
| BZX884-C3V9 | B6 | BZX884-C10 | BG | BZX884-C27 | D6 | BZX884-C68 | DG |
| BZX884-C4V3 | B7 | BZX884-C11 | BH | BZX884-C30 | D7 | BZX884-C75 | DH |
| BZX884-C4V7 | B8 | BZX884-C12 | BJ | BZX884-C33 | D8 | | |
| BZX884-C5V1 | B9 | BZX884-C13 | BK | BZX884-C36 | D9 | | |
| BZX884-C5V6 | BA | BZX884-C15 | BL | BZX884-C39 | DA | | |

Voltage regulator diodes

BZX884 series

ORDERING INFORMATION

| TYPE NUMBER | PACKAGE | | |
|---------------------------------|---------|--|---------|
| | NAME | DESCRIPTION | VERSION |
| BZX884-B2V4 to BZX884-B75 | – | Leadless ultra small plastic package; 2 terminals; body 1.0 x 0.6 x 0.5 mm | SOD882 |
| BZX884-C2V4 to BZX884-C75 | – | Leadless ultra small plastic package; 2 terminals; body 1.0 x 0.6 x 0.5 mm | SOD882 |

LIMITING VALUES

In accordance with the Absolute Maximum Rating System (IEC 60134).

| SYMBOL | PARAMETER | CONDITIONS | MIN. | MAX. | UNIT |
|-----------|-------------------------------------|--|--------------------|------|------------------|
| I_F | continuous forward current | | – | 200 | mA |
| I_{ZSM} | non-repetitive peak reverse current | $t_p = 100 \mu\text{s}$; square wave; $T_{amb} = 25 \text{ }^\circ\text{C}$; prior to surge | see Tables 1 and 2 | | |
| P_{tot} | total power dissipation | $T_{amb} = 25 \text{ }^\circ\text{C}$; note 1 | – | 250 | mW |
| T_{stg} | storage temperature | | –65 | +150 | $^\circ\text{C}$ |
| T_j | junction temperature | | – | 150 | $^\circ\text{C}$ |

Note

1. Refer to SOD882 standard mounting conditions (footprint), FR4 with 60 μm copper strip line.

THERMAL CHARACTERISTICS

| SYMBOL | PARAMETER | CONDITIONS | VALUE | UNIT |
|---------------|---|------------|-------|------|
| $R_{th(j-a)}$ | thermal resistance from junction to ambient | note 1 | 500 | K/W |

Note

1. Refer to SOD882 standard mounting conditions (footprint), FR4 with 60 μm copper strip line.

Voltage regulator diodes

BZX884 series

ELECTRICAL CHARACTERISTICST_j = 25 °C unless otherwise specified.

| SYMBOL | PARAMETER | CONDITIONS | MAX. | UNIT |
|----------------|--------------------|--|------|------|
| V _F | forward voltage | I _F = 10 mA; see Fig.2 | 0.9 | V |
| I _R | reverse current | | | |
| | BZX884-B/C2V4 | V _R = 1 V | 50 | μA |
| | BZX884-B/C2V7 | V _R = 1 V | 20 | μA |
| | BZX884-B/C3V0 | V _R = 1 V | 10 | μA |
| | BZX884-B/C3V3 | V _R = 1 V | 5 | μA |
| | BZX884-B/C3V6 | V _R = 1 V | 5 | μA |
| | BZX884-B/C3V9 | V _R = 1 V | 3 | μA |
| | BZX884-B/C4V3 | V _R = 1 V | 3 | μA |
| | BZX884-B/C4V7 | V _R = 2 V | 3 | μA |
| | BZX884-B/C5V1 | V _R = 2 V | 2 | μA |
| | BZX884-B/C5V6 | V _R = 2 V | 1 | μA |
| | BZX884-B/C6V2 | V _R = 4 V | 3 | μA |
| | BZX884-B/C6V8 | V _R = 4 V | 2 | μA |
| | BZX884-B/C7V5 | V _R = 5 V | 1 | μA |
| | BZX884-B/C8V2 | V _R = 5 V | 700 | nA |
| | BZX884-B/C9V1 | V _R = 6 V | 500 | nA |
| | BZX884-B/C10 | V _R = 7 V | 200 | nA |
| | BZX884-B/C11 | V _R = 8 V | 100 | nA |
| | BZX884-B/C12 | V _R = 8 V | 100 | nA |
| | BZX884-B/C13 | V _R = 8 V | 100 | nA |
| | BZX884-B/C15 to 75 | V _R = 0.7 V _{Znom} | 50 | nA |

Voltage regulator diodes

BZX884 series

Table 1 Per type BZX884-B/C2V4 to B/C24
 $T_j = 25\text{ °C}$ unless otherwise specified.

| BZX884- B or C XXX | WORKING VOLTAGE V_Z (V) at $I_{Ztest} = 5\text{ mA}$ | | | | DIFFERENTIAL RESISTANCE r_{dif} (Ω) | | | | TEMP. COEFF. S_Z (mV/K) at $I_{Ztest} = 5\text{ mA}$ (see Figs 3 and 4) | DIODE CAP. C_d (pF) at $f = 1\text{ MHz}$; $V_R = 0\text{ V}$ | NON-REPETITIVE PEAK REVERSE CURRENT I_{ZSM} (A) at $t_p = 100\text{ }\mu\text{s}$; $T_{amb} = 25\text{ °C}$ |
|--------------------------|--|-------|--------------------|-------|---|------|------------------------------|------|--|---|---|
| | Tol. $\pm 2\%$ (B) | | Tol. $\pm 5\%$ (C) | | at $I_{Ztest} = 1\text{ mA}$ | | at $I_{Ztest} = 5\text{ mA}$ | | | | |
| | MIN. | MAX. | MIN. | MAX. | TYP. | MAX. | TYP. | MAX. | | | |
| 2V4 | 2.35 | 2.45 | 2.28 | 2.52 | 275 | 400 | 70 | 100 | -1.3 | 450 | 6.0 |
| 2V7 | 2.65 | 2.75 | 2.57 | 2.84 | 300 | 450 | 75 | 100 | -1.4 | 440 | 6.0 |
| 3V0 | 2.94 | 3.06 | 2.85 | 3.15 | 325 | 500 | 80 | 95 | -1.6 | 425 | 6.0 |
| 3V3 | 3.23 | 3.37 | 3.14 | 3.47 | 350 | 500 | 85 | 95 | -1.8 | 410 | 6.0 |
| 3V6 | 3.53 | 3.67 | 3.42 | 3.78 | 375 | 500 | 85 | 90 | -1.9 | 390 | 6.0 |
| 3V9 | 3.82 | 3.98 | 3.71 | 4.10 | 400 | 500 | 85 | 90 | -1.9 | 370 | 6.0 |
| 4V3 | 4.21 | 4.39 | 4.09 | 4.52 | 410 | 600 | 80 | 90 | -1.7 | 350 | 6.0 |
| 4V7 | 4.61 | 4.79 | 4.47 | 4.94 | 425 | 500 | 50 | 80 | -1.2 | 325 | 6.0 |
| 5V1 | 5.00 | 5.20 | 4.85 | 5.36 | 400 | 480 | 40 | 60 | -0.5 | 300 | 6.0 |
| 5V6 | 5.49 | 5.71 | 5.32 | 5.88 | 80 | 400 | 15 | 40 | 1.0 | 275 | 6.0 |
| 6V2 | 6.08 | 6.32 | 5.89 | 6.51 | 40 | 150 | 6 | 10 | 2.2 | 250 | 6.0 |
| 6V8 | 6.66 | 6.94 | 6.46 | 7.14 | 30 | 80 | 6 | 15 | 3.0 | 215 | 6.0 |
| 7V5 | 7.35 | 7.65 | 7.13 | 7.88 | 15 | 80 | 2 | 10 | 3.6 | 170 | 4.0 |
| 8V2 | 8.04 | 8.36 | 7.79 | 8.61 | 20 | 80 | 2 | 10 | 4.3 | 150 | 4.0 |
| 9V1 | 8.92 | 9.28 | 8.65 | 9.56 | 20 | 100 | 2 | 10 | 5.2 | 120 | 3.0 |
| 10 | 9.80 | 10.20 | 9.50 | 10.50 | 20 | 150 | 2 | 10 | 6.0 | 110 | 3.0 |
| 11 | 10.78 | 11.22 | 10.45 | 11.55 | 25 | 150 | 2 | 10 | 6.9 | 110 | 2.5 |
| 12 | 11.76 | 12.24 | 11.40 | 12.60 | 25 | 150 | 2 | 10 | 7.9 | 105 | 2.5 |
| 13 | 12.74 | 13.26 | 12.35 | 13.65 | 25 | 170 | 2 | 10 | 8.8 | 105 | 2.5 |
| 15 | 14.70 | 15.30 | 14.25 | 15.75 | 25 | 200 | 3 | 15 | 10.7 | 100 | 2.0 |
| 16 | 15.68 | 18.32 | 15.20 | 16.80 | 50 | 200 | 10 | 40 | 12.4 | 90 | 1.5 |
| 18 | 17.64 | 18.36 | 17.10 | 18.90 | 50 | 225 | 10 | 45 | 14.4 | 80 | 1.5 |
| 20 | 19.60 | 20.40 | 19.00 | 21.00 | 60 | 225 | 15 | 55 | 16.4 | 70 | 1.5 |
| 22 | 21.56 | 22.44 | 20.90 | 23.10 | 60 | 250 | 20 | 55 | 18.4 | 60 | 1.25 |
| 24 | 23.52 | 24.48 | 22.80 | 25.20 | 60 | 250 | 25 | 70 | 20.4 | 55 | 1.25 |

Voltage regulator diodes

BZX884 series

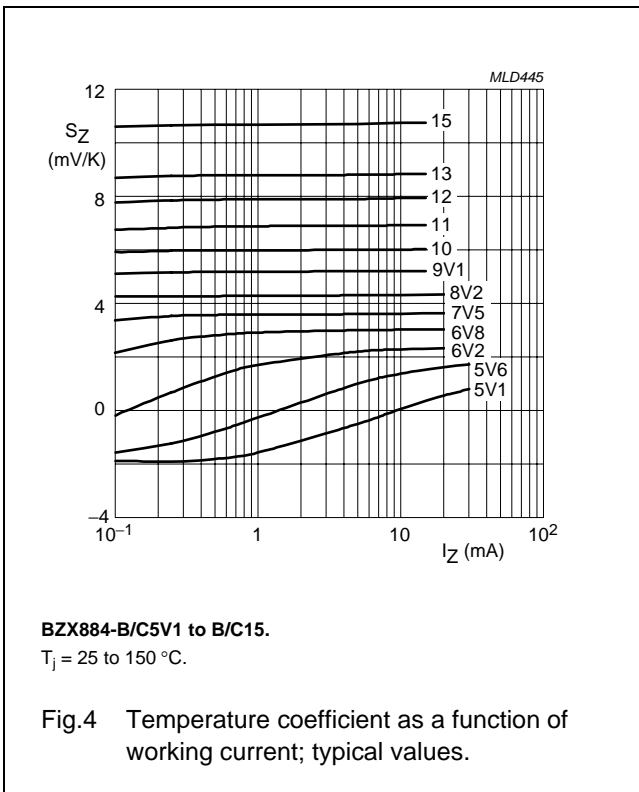
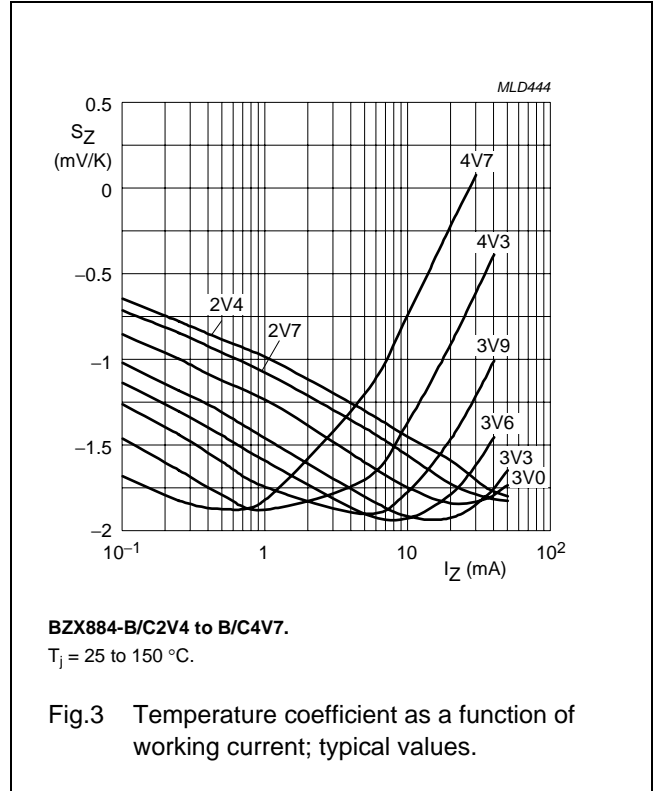
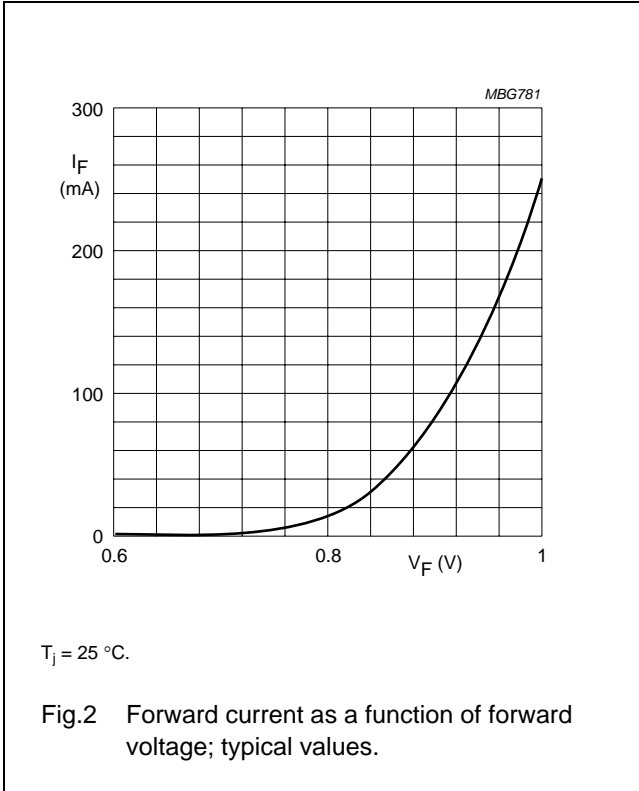
Table 2 Per type BZX884-B/C27 to B/C75
 $T_j = 25\text{ °C}$ unless otherwise specified.

| BZX884- B or C XXX | WORKING VOLTAGE V_Z (V) at $I_{Ztest} = 2\text{ mA}$ | | | | DIFFERENTIAL RESISTANCE r_{dif} (Ω) | | | | TEMP. COEFF. S_Z (mV/K) at $I_{Ztest} = 2\text{ mA}$ (see Figs 3 and 4) | DIODE CAP. C_d (pF) at $f = 1\text{ MHz}$; $V_R = 0\text{ V}$ | NON-REPETITIVE PEAK REVERSE CURRENT I_{ZSM} (A) at $t_p = 100\text{ }\mu\text{s}$; $T_{amb} = 25\text{ °C}$ |
|--------------------------|--|-------|--------------------|-------|---|------|------------------------------|------|--|---|---|
| | Tol. $\pm 2\%$ (B) | | Tol. $\pm 5\%$ (C) | | at $I_{Ztest} = 0.5\text{ mA}$ | | at $I_{Ztest} = 2\text{ mA}$ | | | | |
| | MIN. | MAX. | MIN. | MAX. | TYP. | MAX. | TYP. | MAX. | TYP. | MAX. | MAX. |
| 27 | 26.46 | 27.54 | 25.65 | 28.35 | 65 | 300 | 25 | 80 | 23.4 | 50 | 1.0 |
| 30 | 29.40 | 30.60 | 28.50 | 31.50 | 70 | 300 | 30 | 80 | 26.6 | 50 | 1.0 |
| 33 | 32.34 | 33.66 | 31.35 | 34.65 | 75 | 325 | 35 | 80 | 29.7 | 45 | 0.9 |
| 36 | 35.28 | 36.72 | 34.20 | 37.80 | 80 | 350 | 35 | 90 | 33.0 | 45 | 0.8 |
| 39 | 38.22 | 39.78 | 37.05 | 40.95 | 80 | 350 | 40 | 130 | 36.4 | 45 | 0.7 |
| 43 | 42.14 | 43.86 | 40.85 | 45.15 | 85 | 375 | 45 | 150 | 41.2 | 40 | 0.6 |
| 47 | 46.06 | 47.94 | 44.65 | 49.35 | 85 | 375 | 50 | 170 | 46.1 | 40 | 0.5 |
| 51 | 49.98 | 52.02 | 48.45 | 53.55 | 90 | 400 | 60 | 180 | 51.0 | 40 | 0.4 |
| 56 | 54.88 | 57.12 | 53.20 | 58.80 | 100 | 425 | 70 | 200 | 57.0 | 40 | 0.3 |
| 62 | 60.76 | 63.24 | 58.90 | 65.10 | 120 | 450 | 80 | 215 | 64.4 | 35 | 0.3 |
| 68 | 66.64 | 69.36 | 64.60 | 71.40 | 150 | 475 | 90 | 240 | 71.7 | 35 | 0.25 |
| 75 | 73.50 | 76.50 | 71.25 | 78.75 | 170 | 500 | 95 | 255 | 80.2 | 35 | 0.2 |

Voltage regulator diodes

BZX884 series

GRAPHICAL DATA



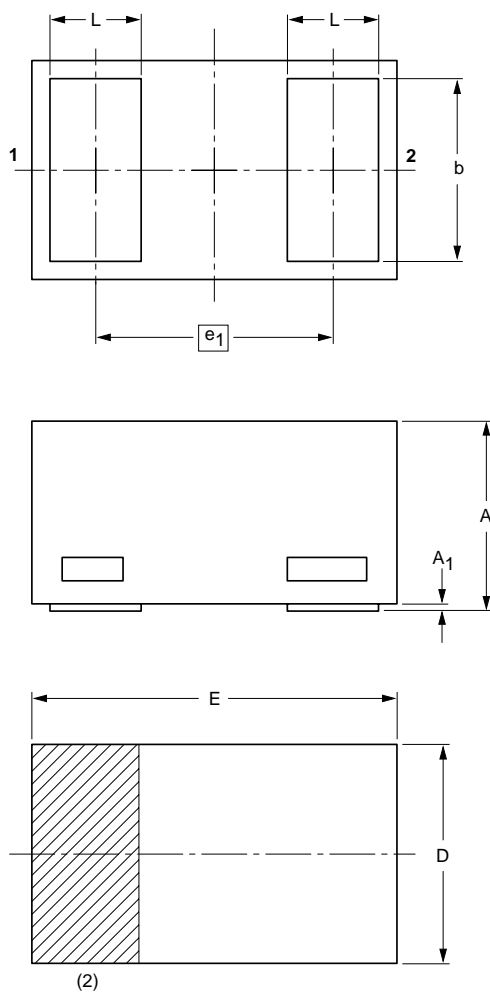
Voltage regulator diodes

BZX884 series

PACKAGE OUTLINE

Leadless ultra small plastic package; 2 terminals; body 1.0 x 0.6 x 0.5 mm

SOD882



DIMENSIONS (mm are the original dimensions)

| UNIT | A ⁽¹⁾ | A ₁ max. | b | D | E | e ₁ | L |
|------|------------------|------------------------|--------------|--------------|--------------|----------------|--------------|
| mm | 0.50 0.46 | 0.03 | 0.55 0.47 | 0.62 0.55 | 1.02 0.95 | 0.65 | 0.30 0.22 |

Notes

1. Including plating thickness
2. The marking bar indicates the cathode

| OUTLINE VERSION | REFERENCES | | | EUROPEAN PROJECTION | ISSUE DATE |
|--------------------|------------|-------|-------|------------------------|----------------------|
| | IEC | JEDEC | JEITA | | |
| SOD882 | | | | | 03-04-16 03-04-17 |

Voltage regulator diodes

BZX884 series

SOLDERING

Reflow soldering is the only recommended soldering method.

DATA SHEET STATUS

| DOCUMENT STATUS ⁽¹⁾ | PRODUCT STATUS ⁽²⁾ | DEFINITION |
|--------------------------------|-------------------------------|---|
| Objective data sheet | Development | This document contains data from the objective specification for product development. |
| Preliminary data sheet | Qualification | This document contains data from the preliminary specification. |
| Product data sheet | Production | This document contains the product specification. |

Notes

1. Please consult the most recently issued document before initiating or completing a design.
2. The product status of device(s) described in this document may have changed since this document was published and may differ in case of multiple devices. The latest product status information is available on the Internet at URL <http://www.nxp.com>.

DISCLAIMERS

General — Information in this document is believed to be accurate and reliable. However, NXP Semiconductors does not give any representations or warranties, expressed or implied, as to the accuracy or completeness of such information and shall have no liability for the consequences of use of such information.

Right to make changes — NXP Semiconductors reserves the right to make changes to information published in this document, including without limitation specifications and product descriptions, at any time and without notice. This document supersedes and replaces all information supplied prior to the publication hereof.

Suitability for use — NXP Semiconductors products are not designed, authorized or warranted to be suitable for use in medical, military, aircraft, space or life support equipment, nor in applications where failure or malfunction of an NXP Semiconductors product can reasonably be expected to result in personal injury, death or severe property or environmental damage. NXP Semiconductors accepts no liability for inclusion and/or use of NXP Semiconductors products in such equipment or applications and therefore such inclusion and/or use is at the customer's own risk.

Applications — Applications that are described herein for any of these products are for illustrative purposes only. NXP Semiconductors makes no representation or warranty that such applications will be suitable for the specified use without further testing or modification.

Limiting values — Stress above one or more limiting values (as defined in the Absolute Maximum Ratings

System of IEC 60134) may cause permanent damage to the device. Limiting values are stress ratings only and operation of the device at these or any other conditions above those given in the Characteristics sections of this document is not implied. Exposure to limiting values for extended periods may affect device reliability.

Terms and conditions of sale — NXP Semiconductors products are sold subject to the general terms and conditions of commercial sale, as published at <http://www.nxp.com/profile/terms>, including those pertaining to warranty, intellectual property rights infringement and limitation of liability, unless explicitly otherwise agreed to in writing by NXP Semiconductors. In case of any inconsistency or conflict between information in this document and such terms and conditions, the latter will prevail.

No offer to sell or license — Nothing in this document may be interpreted or construed as an offer to sell products that is open for acceptance or the grant, conveyance or implication of any license under any copyrights, patents or other industrial or intellectual property rights.

Export control — This document as well as the item(s) described herein may be subject to export control regulations. Export might require a prior authorization from national authorities.

Quick reference data — The Quick reference data is an extract of the product data given in the Limiting values and Characteristics sections of this document, and as such is not complete, exhaustive or legally binding.

NXP Semiconductors

Customer notification

This data sheet was changed to reflect the new company name NXP Semiconductors. No changes were made to the content, except for the legal definitions and disclaimers.

Contact information

For additional information please visit: **<http://www.nxp.com>**

For sales offices addresses send e-mail to: **salesaddresses@nxp.com**

© NXP B.V. 2009

All rights are reserved. Reproduction in whole or in part is prohibited without the prior written consent of the copyright owner.

The information presented in this document does not form part of any quotation or contract, is believed to be accurate and reliable and may be changed without notice. No liability will be accepted by the publisher for any consequence of its use. Publication thereof does not convey nor imply any license under patent- or other industrial or intellectual property rights.

Printed in The Netherlands

R76/02/pp10

Date of release: 2004 Mar 26

Document order number: 9397 750 12713



Mouser Electronics

Authorized Distributor

Click to View Pricing, Inventory, Delivery & Lifecycle Information:

NXP:

[BZX884-B10,315](#) [BZX884-B11,315](#) [BZX884-B12,315](#) [BZX884-B13,315](#) [BZX884-B15,315](#) [BZX884-B16,315](#)
[BZX884-B18,315](#) [BZX884-B20,315](#) [BZX884-B22,315](#) [BZX884-B24,315](#) [BZX884-B27,315](#) [BZX884-B2V4,315](#)
[BZX884-B2V7,315](#) [BZX884-B30,315](#) [BZX884-B33,315](#) [BZX884-B36,315](#) [BZX884-B39,315](#) [BZX884-B3V0,315](#)
[BZX884-B3V3,315](#) [BZX884-B3V6,315](#) [BZX884-B3V9,315](#) [BZX884-B43,315](#) [BZX884-B47,315](#) [BZX884-B4V3,315](#)
[BZX884-B4V7,315](#) [BZX884-B51,315](#) [BZX884-B56,315](#) [BZX884-B5V1,315](#) [BZX884-B5V6,315](#) [BZX884-B62,315](#)
[BZX884-B68,315](#) [BZX884-B6V2,315](#) [BZX884-B6V8,315](#) [BZX884-B75,315](#) [BZX884-B7V5,315](#) [BZX884-B8V2,315](#)
[BZX884-B9V1,315](#) [BZX884-C10,315](#) [BZX884-C11,315](#) [BZX884-C12,315](#) [BZX884-C13,315](#) [BZX884-C15,315](#)
[BZX884-C16,315](#) [BZX884-C18,315](#) [BZX884-C20,315](#) [BZX884-C22,315](#) [BZX884-C24,315](#) [BZX884-C27,315](#)
[BZX884-C2V4,315](#) [BZX884-C2V7,315](#) [BZX884-C30,315](#) [BZX884-C33,315](#) [BZX884-C36,315](#) [BZX884-C39,315](#)
[BZX884-C3V0,315](#) [BZX884-C3V3,315](#) [BZX884-C3V6,315](#) [BZX884-C3V9,315](#) [BZX884-C43,315](#) [BZX884-C47,315](#)
[BZX884-C4V3,315](#) [BZX884-C4V7,315](#) [BZX884-C51,315](#) [BZX884-C56,315](#) [BZX884-C5V1,315](#) [BZX884-C5V6,315](#)
[BZX884-C62,315](#) [BZX884-C68,315](#) [BZX884-C6V2,315](#) [BZX884-C6V8,315](#) [BZX884-C75,315](#) [BZX884-C7V5,315](#)
[BZX884-C8V2,315](#) [BZX884-C9V1,315](#)